

Dealer stamp



# Meet the newest member of the family.

The all-new Grand i10 4-door sedan

The new Grand i10 is here and it's creating waves of excitement with its bold urban styling. Hyundai has completely reimagined the family car making it extra roomy on the inside. This city runabout is ideal for solo hops across town and perfectly up to the task on long hauls with family and friends. You can count on the frugal 1.2-litre Kappa engine to deliver great fuel economy while providing all the oomph you will ever need for quick takeoffs and passing on the highway. You get 260 litres of luggage space so that you can pack everything you need and never worry about leaving anything behind. And to top it all off, Grand i10 comes with advanced safety features and Bluetooth connectivity options for those who want to stay in touch while on the road.



# Made for those perfect moments.

There's a lot to do and Grand i10 helps you get it done in style. It's young, it's sporty and you'll fall in love at first sight. It looks great in basic trim but you are free to jazz it up with loads of available options like 15-in alloy rims, upgraded exterior LED lighting and much more.



Front design / Hyper silver grille



Wraparound rear combination lamps



Projection headlamps



Supervision cluster



8" touchscreen

# Your private oasis.

Small on the inside but big on the inside, Grand i10 offers you plenty of space to stretch out and relax. Just think of your Grand i10 as good stress management: It surrounds you with peaceful comfort and convenience that will surprise you. It's like escaping to your own private oasis.



\*Features and specifications shown here are for customer information purposes and may differ from actual vehicle offered in your market.



# Just for the fun of it.

Economy is a big part of the Grand i10 story. The 1.2-liter Kappa engine is frugal and reliable but it doesn't compromise on power—you get all the power you need for brisk takeoffs and effortless highway passing. There's a choice of transmissions to suit your personal preference: a 5-speed manual for peak economy and 4-speed automatic that does all the hard work for you.

Kappa 1.2 MPi Gasoline

83	Maximum Power	11.6	Maximum Torque
	ps/6,000 rpm		kg·m/4,000 rpm

4-speed automatic transmission  
5-speed manual transmission





# Protection you can trust.

Grand i10 provides complete peace of mind as it offers layers upon layers of safety protection. The ultra-rigid steel frame is designed to safely absorb crash forces and provides the first line of defense. Safety extras such as dual airbags and ABS & ESC -Electronic Stability Control(optional) provide additional layers of protection. The optional rear camera and parking distance warning system promote safer, stress-free parking and reversing.



### Rear Parking Assist System

Bumper sensors warn the driver of unseen rear obstacles while reversing thus ensuring safer parking and minimizing the risk of damage or injury.



### Dual airbag system

These newest depowered-type airbags minimize the risk of injuries associated with airbag deployment.



### Rear view camera with guidelines

Reversing into a parking space is safer thanks to the rear view camera that also includes static guidelines to help you align the vehicle with the target parking space.



# Features



LED Daytime Running Lights (DRL)



Front fog lamps



Outside mirrors & repeaters



Heated side mirrors



Tinted glass



Electric folding mirrors



Power windows



High-mounted stop lamp (LED)



14" Steel wheel cover



Practical storage area



Unique propeller-style AC vents



Radio+RDS



Front / Rear four-speaker system



15" Alloy wheel



ISOFIX child seat anchor system



Rear AC vents






Bluetooth handsfree




Day / Night rear view mirror

Exterior colors



Interior colors

Graige two-tone Standard




Cloth+Vinyl Standard

Graige two-tone Option



Cloth+Vinyl Option

Black mono-tone\_Red Option



Cloth + Artificial leather – Red

Specifications



1,477\*  
1,680



2,450  
3,995



1,495\*

\*Wheel tread : 14" (front and rear) - 1,489 / 1,507

Unit : mm

Type		Kappa 1.2 MPi Gasoline	
Engine type		4-Cylinder DOHC with Dual CVVT	
Displacement (cc)		1,197	
Max. Power (ps / rpm)		83 / 6,000	
Max. Torque (kg-m / rpm)		11.6 / 4,000	
Brakes			
Front		Ventilated Disc	
Rear		Drum	
Suspension			
Front		MacPherson strut type	
Rear		Coupled Torsion Beam Axle	
Tire			
		165/70R14, 175/60R15	
Dimensions			
Head room (mm)	Front / Rear	1,010 / 960	
Leg room (mm)	Front / Rear	1,050 / 885	
Shoulder room (mm)	Front / Rear	1,326 / 1,325	

- The above values are results from internal testing and are subject to change after validation.
  - Hyundai Motor Company reserves the right to change specifications and equipment without prior notice.
  - Please consult your dealer for full information and availability on colors and trims.
- Some of the equipment illustrated or described in this catalog may not be supplied as standard equipment and may be available at extra cost.
  - The color plates shown may vary slightly from the actual colors due to the limitations of the printing process.