

# CRETA






# Fun-loving and hard-working

The new CRETA

The new CRETA rewrites the book on compact crossovers. The style is sensuous and sporty, reflecting CRETA's impressive dynamic capabilities and fun-loving driving personality. From tip to tail, there's new thinking—in the powertrain innovations, in the cockpit design and in the expanded support for digital connectivity. But most important of all, the new CRETA abounds in versatility staying true to its crossover roots.





# Get more done everyday.

A trusted tool. A member of the family. Objet d'art . A tech toy. CRETA is all of these and much more. Whether you're single, married with kids or empty nesters, the highly versatile CRETA is designed to be a perfect fit. It's the efficiency multiplier that helps you do more each day and to get it all done in style.



Aero-sculpted front end with signature cascading grille



LED headlamps with LED DRLs  
17" diamond-cut alloy wheels



LED rear combination lamps

# Dare to be different.

Masculine and modern with a difference: That's the CRETA style. CRETA's jewel-like headlamps, its outsized grille and other bold details dare to be different and push the boundaries of design. From every angle, CRETA radiates supreme confidence and driving excitement, a feeling that intensifies when you push the start button.

# Stay well connected.

Goodbye analog, hello digital: The optional 7" Supervision instrument cluster displays richly detailed information with razor-sharp clarity and in vivid colors. The optional 8" display audio comes with Apple CarPlay™ and Android Auto™ support and voice command capability. With Bluetooth pairing it mirrors your smartphone's navigation app and will also let you stream audio.



Supervision cluster



8" display audio





## Enjoy it your way.

Whatever tasks you have lined up for today, the versatile CRETA is perfectly suited for the job. Whether it's a solo trip to pick up some supplies at the garden center or a weekend outing with family and friends, CRETA offers an abundance of space that makes life a lot easier. A wide range of optional extras let you customize your CRETA to your individual requirements.



### Panoramic sunroof

When the weather is ideal and the mood strikes you, just press the button, the glass roof slides back and you enjoy the pleasure of open sky driving.

### Bose premium sound system

The Bose name is one of the most respected among audiophiles. This 8-speaker option, professionally tuned to match CRETA's cabin acoustics, delivers a concert hall sound experience.



### 60:40 split-folding rear seat

You can pack a lot into CRETA's 433-litre luggage space but with the optional split seat, you get more cargo room and extra versatility.

# Powerful and efficient.

Powerful and responsive, CRETA's highly evolved powertrains make driving a pure joy. Gasoline engines feature weight saving all-aluminium construction for better fuel economy and they come with Dual Overhead Camshafts (DOHC) plus Dual Variable Valve Timing for improved performance. Gearbox options have been expanded to include a 7-speed Dual Clutch Transmission which delivers lightning-fast shifting and the all-new Intelligent Variable Transmission.

Smartstream G1.5 gasoline 6-Speed MT / IVT	Kappa 1.4T-GDi gasoline 7-Speed DCT	U2 1.5 VGT diesel 6-Speed MT / AT
115 14.7	140 24.7	115 25.5
Maximum Power ps/6,300 rpm Maximum Torque kgf-m/4,500 rpm	Maximum Power ps/6,000 rpm Maximum Torque kgf-m/1,500-3,200 rpm	Maximum Power ps/4,000 rpm Maximum Torque kgf-m/1,500-2,750 rpm




7-Speed DCT




6-Speed MT

## Traction Control Mode

By regulating slip control for the right/left wheels while adjusting engine torque and gear shift patterns, the new Traction Control Mode automatically fine tunes CRETA's front wheel drive system to adapt to difficult driving conditions. Optional.



- SNOW** When the roads are icy and snow-covered, this setting ensures optimal traction to keep you moving safely and confidently.
- MUD** When tires fail to grip because of mud, this setting automatically applies the correct amount of torque to the left and right wheels to reduce slippage.
- SAND** Driving over sand poses special challenges but selecting the Sand setting minimizes wheel slip to keep you out of trouble.



Drive Mode Select (Comfort, Sport, Eco)



Traction Control Mode





# Big and small helpers.

In big and small ways, CRETA helps you drive safer. The first line of protection is provided by CRETA's body structure which is made with advanced ultra-high tensile-strength steel to give it exceptional crash resistance. Dual front airbags and an Anti-Locking Braking system are part of the standard safety equipment package but if you need more, the list of optional safety features is extensive.



6-airbag system (Driver, Passenger, Side & Curtain)

Standard front row protection includes a pair of depowered airbags but is upgradeable to include thorax protection (front only) and curtain airbags that shield first and second row occupants.

**Hillstart Assist Control**

When starting from a stop on a hill, HAC prevents the unintentional rollback that can occur after the brake pedal is released. Optional.



Rear Parking Sensors with Rear view camera

The camera lets you see everything when backing up and if you're too close, the distance sensors will trigger an alarm. Optional.



Rear disc brakes

Braking performance improves dramatically with 14" solid discs in the rear. Up front, 16" ventilated discs are standard.

**Rear view camera with guidelines**

Parking is a lot easier with this option: Colored lines on the rear view display help you align the vehicle with the target parking spot.

# Features



16" steel covers      16" alloy wheels      17" alloy wheels      17" alloy wheels (C Type)



Halogen projection headlamps



LED MFR headlamps & LED DRLs



Puddle lamps



LED rear combination lamps



Standard audio with 3.8" LCD



Full automatic temperature controls



Electric Parking Brake with Auto Hold



Ventilated front seats



Cascading grille



Dark chrome grille (Turbo Only)



Front fog lamps (MFR)



Twin-tip exhaust (Turbo only)



LED personal lamps (Panoramic sunroof only)



6:4-split rear seats with 2-stage recliner



Wireless smartphone charging system



Manual rear door curtain

\* Features and specifications vary by market. Please consult your local dealer.

Exterior colors




Specifications

Type		Smartstream G1.5 gasoline	Kappa 1.4T-GDi gasoline	U2 1.5 VGT diesel
Engine type		4 Cylinders, 16 Valves, MLA	4 Cylinders, 16 Valves, HLA	4 Cylinders, 16 Valves, HLA
Displacement (cc)		1,497	1,353	1,493
Max. Power (ps / rpm)		115 / 6,000	140 / 6,000	115 /4,000
Max. Torque (kgf-m / rpm)		14.7 / 4,500	24.7 / 1,500~3,200	25.5 / 1,500~2,750
Brakes				
Front		16" DISC		
Rear		9" Drum / 14" Disc		
Suspension				
Front		MacPherson strut		
Rear		Coupled Torsion Beam Axle		
Tire				
			205/65 R16, 215/60 R17	
Dimensions				
Head room (mm)	Front (w/Sunroof) / Rear (w/Sunroof)	1,017 (980) / 985		
Leg room (mm)	Front / Rear	1,051 / 973		
Shoulder room (mm)	Front / Rear	1,404 / 1,380		

- The above values are results from internal testing and are subject to change after validation.
- Some of the equipment illustrated or described in this catalog may not be supplied as standard equipment and may be available at extra cost.
- Hyundai Motor Company reserves the right to change specifications and equipment without prior notice.
- The color plates shown may vary slightly from the actual colors due to the limitations of the printing process.
- Please consult your dealer for full information and availability of colors and trims.

Interior colors



Unit : mm \* Wheel tread \* 16" Alloy wheel (Front / Rear) : 1,571.5 / 1,575.9

Dealer stamp