



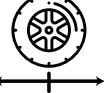




* Photo for reference use

NEW NPR REWARD

NPR71L-HJ5VAAN CARGO/FLAT BED

| | | | | |
|---|---|---|---|---|
|  |  |  |  |  |
| GROSS VEHICLE WEIGHT | ENGINE | POWER | TORQUE | WHEEL BASE |
| 6,000 Kg | 4HG1-NA | 115 PS @ 3,200 rpm | 31 Kg-m @ 1,600 rpm | 3,365 mm |

RELIABLE AND DURABLE PARTNER



BOXY CAB

The aerodynamic cab design with upright front pillars and side parts provides functional beauty and excellent space efficiency.



ALWAYS SAFE AND RELIABLE

The new Isuzu N-series offers you models for special use and modifications adapted to your business.

Isuzu's technology will allow you to cover any type of terrain in urban and rural areas.



THE ULTIMATE WORKPLACE

The cabin offers safety and comfort to the driver thanks to a more rigid and lighter design.



CUBIC SHAPE

The windshield and side windows are designed for maximum verticality, creating a boxy cab that optimizes both aerodynamic performance and interior space compared with previous models.



AERODYNAMIC PERFECTION

Comfort on the road, Isuzu N-series trucks feature aerodynamic cab with excellent accessibility that will provide you with a unique workspace designed for maximum efficiency and safety.



IMPROVED COOLING PERFORMANCE

Computer analysis and actual testing of vehicles ensure that the cooling system is more than a match for the high performance of engines and emission treatment systems.



EASY ENTRY / EXIT

The upright front pillars allow doors to open to a wide angle and provide a larger door opening for effortless cab access. The longer steps and expanded floor areas also contribute to an easy entry/exit from the cab.



VERTICAL OUTSIDE HANDLES

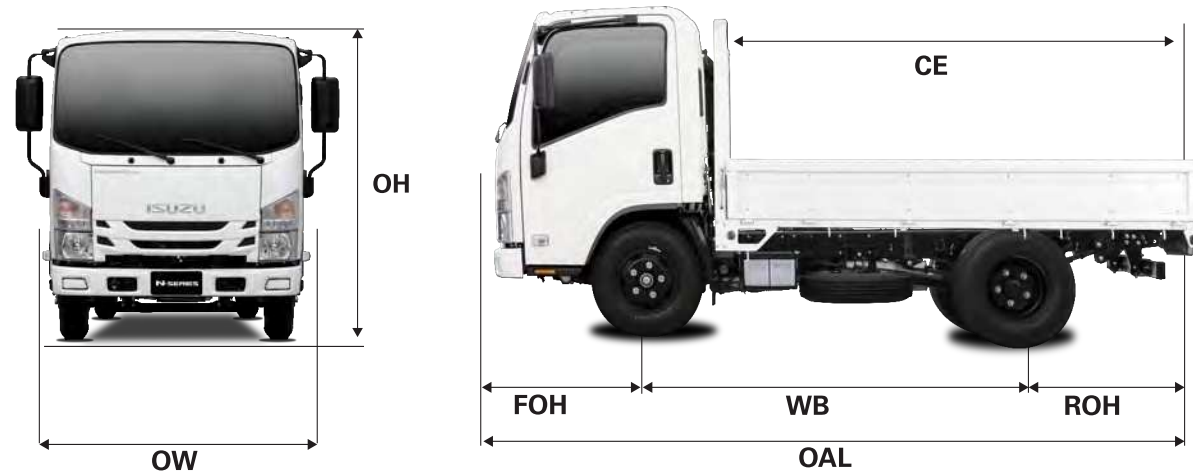
The vertical handles facilitate access to the vehicles and are designed to fit thick gloves.

WEIGHT AND CAPACITY

| | | |
|------------------|-------------------------|----------------|
| GVW/ GCW | Kg | 6,000 |
| CAB CHASSIS MASS | Kg | 2,935 |
| PAYLOAD | Kg | 3,065 |
| AXLE CAPACITY | FRONT (Kg) REAR (Kg) | 3,100 5,000 |
| TANK CAPACITY | Liters | 100 |

DIMENSIONS (mm)

| | |
|-----------------------|-------|
| WHEEL BASE (WB) | 3,365 |
| OVERALL LENGTH (OAL) | 6,125 |
| OVERALL WIDTH (OW) | 2,040 |
| OVERALL HEIGHT (OH) | 2,255 |
| FRONT TRACK WIDTH | 1,680 |
| REAR TRACK WIDTH | 1,650 |
| FRONT OVER HANG (FOH) | 1,110 |
| REAR OVER HANG (ROH) | 1,650 |
| CAB TO END FRAME (CE) | N/A |



ENGINE

All Isuzu new N-series models offer exceptional power and are designed with cutting-edge diesel engines to achieve excellent fuel economy, making them ideal for any type of business and resulting in a more profitable operation.

| | |
|-------------------|---------------------|
| TYPE | 4HG1-NA |
| EMISSION | EURO-1 |
| DISPLACEMENT (cc) | 4,570 |
| POWER | 115 PS @ 3,200 rpm |
| TORQUE | 31 Kg-m @ 1,600 rpm |
| AC GENERATOR | 24V-80A |
| AIR INTAKE SYSTEM | Naturally Aspirated |

TRANSMISSION

Our truck has one of the best transmission and differential ratios on the market, managing to face any terrain condition without difficulty and providing comfortable driving.


MYY-5T - 5 Speeds

| | | |
|------------------|-----------------|-------|
| RATIO: | 1 st | 5.315 |
| | 2 nd | 3.053 |
| | 3 rd | 1.655 |
| | 4 th | 1.000 |
| | 5 th | 0.721 |
| REVERSE | | 5.068 |
| FINAL GEAR RATIO | | 6.142 |
| DRIVE | | 4X2 |

CHASSIS

| | |
|----------------|---|
| TIRE | Front: FT: 7.00R16-10 Rear: RT: 7.00R16-10 |
| BRAKE SYSTEM | VAC (Hydraulic vacuum assisted dual circuit) |
| CABIN TYPE | Single |
| WHEEL POSITION | Left side |

APPLICATION



Cargo/Flat bed



* Photos for reference use

WWW.ISUZULATAM-CARIBBEAN.COM






Specification sheets have been verified at the time of publication, all measurements, specifications and equipment are subject to change. For specific models and extended warranty (if applicable), visit your local authorized Isuzu dealer.



* Photo for reference use

NEW NPR REWARD

NPR71L-FL5VAD1N DUMP

| | | | | |
|---|---|---|---|---|
|  |  |  |  |  |
| GROSS VEHICLE WEIGHT | ENGINE | POWER | TORQUE | WHEEL BASE |
| 7,000 Kg | 4HG1-NA | 115 PS @ 3,200 rpm | 31 Kg-m @ 1,600 rpm | 2,765 mm |

RELIABLE AND DURABLE PARTNER



BOXY CAB

The aerodynamic cab design with upright front pillars and side parts provides functional beauty and excellent space efficiency.



ALWAYS SAFE AND RELIABLE

The new Isuzu N-series offers you models for special use and modifications adapted to your business.

Isuzu's technology will allow you to cover any type of terrain in urban and rural areas.



THE ULTIMATE WORKPLACE

The cabin offers safety and comfort to the driver thanks to a more rigid and lighter design.



CUBIC SHAPE

The windshield and side windows are designed for maximum verticality, creating a boxy cab that optimizes both aerodynamic performance and interior space compared with previous models.



AERODYNAMIC PERFECTION

Comfort on the road, Isuzu N-series trucks feature aerodynamic cab with excellent accessibility that will provide you with a unique workspace designed for maximum efficiency and safety.



IMPROVED COOLING PERFORMANCE

Computer analysis and actual testing of vehicles ensure that the cooling system is more than a match for the high performance of engines and emission treatment systems.



EASY ENTRY / EXIT

The upright front pillars allow doors to open to a wide angle and provide a larger door opening for effortless cab access. The longer steps and expanded floor areas also contribute to an easy entry/exit from the cab.



VERTICAL OUTSIDE HANDLES

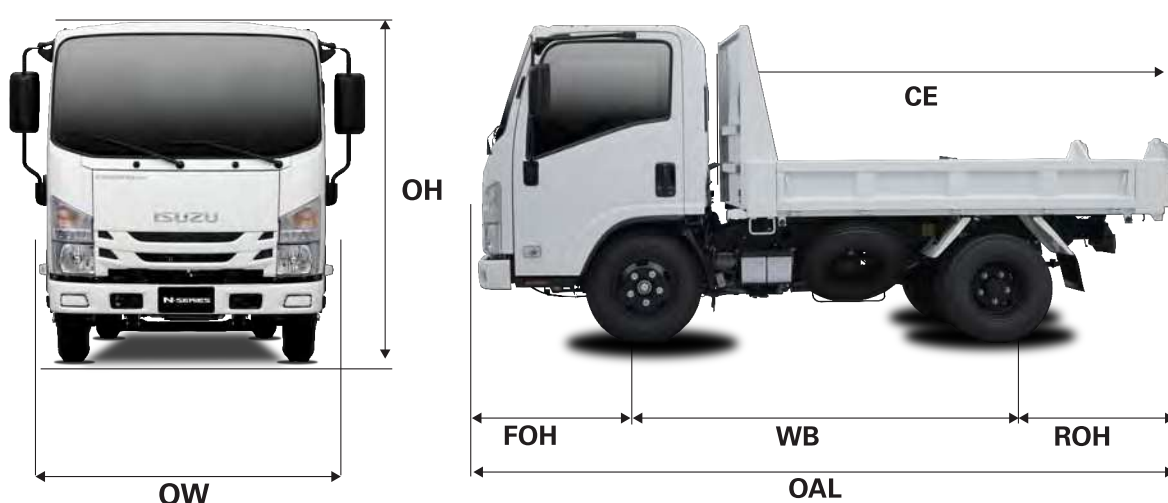
The vertical handles facilitate access to the vehicles and are designed to fit thick gloves.

WEIGHT AND CAPACITY

| | | |
|------------------|-------------------------|----------------|
| GVW/ GCW | Kg | 7,000 |
| CAB CHASSIS MASS | Kg | 3,275 |
| PAYLOAD | Kg | 3,725 |
| AXLE CAPACITY | FRONT (Kg) REAR (Kg) | 3,100 5,000 |
| TANK CAPACITY | Liters | 100 |

DIMENSIONS (mm)

| | |
|-----------------------|-------|
| WHEEL BASE (WB) | 2,765 |
| OVERALL LENGTH (OAL) | 5,115 |
| OVERALL WIDTH (OW) | 2,040 |
| OVERALL HEIGHT (OH) | 2,340 |
| FRONT TRACK WIDTH | 1,680 |
| REAR TRACK WIDTH | 1,650 |
| FRONT OVER HANG (FOH) | 1,110 |
| REAR OVER HANG (ROH) | 1,240 |
| CAB TO END FRAME (CE) | N/A |



ENGINE

All Isuzu new N-series models offer exceptional power and are designed with cutting-edge diesel engines to achieve excellent fuel economy, making them ideal for any type of business and resulting in a more profitable operation.

| | |
|-------------------|---------------------|
| TYPE | 4HG1-NA |
| EMISSION | EURO-1 |
| DISPLACEMENT (cc) | 4,570 |
| POWER | 115 PS @ 3,200 rpm |
| TORQUE | 31 Kg-m @ 1,600 rpm |
| AC GENERATOR | 24V-80A |
| AIR INTAKE SYSTEM | Naturally Aspirated |

TRANSMISSION

Our truck has one of the best transmission and differential ratios on the market, managing to face any terrain condition without difficulty and providing comfortable driving.


MYY-5T - 5 Speeds

| | | |
|------------------|-----------------|-------|
| RATIO: | 1 st | 5.315 |
| | 2 nd | 3.053 |
| | 3 rd | 1.655 |
| | 4 th | 1.000 |
| | 5 th | 0.721 |
| REVERSE | | 5.068 |
| FINAL GEAR RATIO | | 6.142 |
| DRIVE | | 4X2 |

CHASSIS

| | |
|----------------|--|
| TIRE | Front: FT: 7.5R16-10 Rear: RT: 7.5R16-10 |
| BRAKE SYSTEM | VAC (Hydraulic vacuum assisted dual circuit) |
| CABIN TYPE | Single |
| WHEEL POSITION | Left side |

APPLICATION



DUMP



* Photos for reference use

WWW.ISUZULATAM-CARIBBEAN.COM

Specification sheets have been verified at the time of publication, all measurements, specifications and equipment are subject to change. For specific models and extended warranty (if applicable), visit your local authorized Isuzu dealer.